

# Excellence

HETEROGENEOUS VINYL

A full spectrum  
of inspiration



 **Tarkett**

phthalate-free  
**100%**

# CONTENTS

**CREATE DISTINCT SPACES FROM FLOORS TO WALL** 3

**COMPLETE DEDICATION TO WELL-BEING** 5

**TOTAL DESIGN FREEDOM** 7

**A CONCENTRATION OF TECHNOLOGY** 8

**ENGINEERED FOR DURABLE RESISTANCE** 9

**A FULL SOLUTION FOR ALL SPACES** 11

**WHATEVER YOUR NEED, WE HAVE IT COVERED** 13

**DESIGNING AN ENVIRONMENT FOR AGEING WELL** 14

**DESIGNING AN ENVIRONMENT FOR AGEING WELL** 16

**THE EXCELLENCE COLLECTION** 18

**INSTALLING FLOORING TO ENSURE LONG LIFE** 26

**A METHODOICAL APPROACH TO CLEANING** 27

**EXCELLENCE TENDER SPECIFICATIONS** 28



**PROTECTWALL**  
UNI - MEDIUM GREY 044  
UNI - DARK GREY 041

**EXCELLENCE**  
ORIGAMI NUMBERS - DARK GREY 181  
UNI - BLACK 939

# CREATE DISTINCT SPACES FROM FLOORS TO WALL

Multiply your creative possibilities when designing spaces that generate energy and well-being while ensuring resistance and durability. Tarkett's premium range of heterogeneous vinyl floor, wall and stair covering collections offers a complete solution.

combine with the ProtectWALL collections to create bespoke ambiances from floor to wall in segments such as education, healthcare, aged care, stores and shops, hospitality or offices.

The heterogeneous collection of floors offers the largest colour and design range on the market. Mix and match among the attractive and innovative hues and patterns and

And thanks to the Excellence collection's proven technical performance, floors are long-lasting and deliver environmentally sound quality and design.

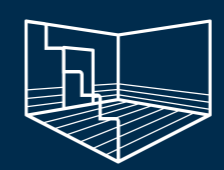
## DESIGN



**250+**  
flooring  
options



**MATTE**  
finish



Full **Floor & Wall**  
coordination

## PERFORMANCE



**Excellent indentation to acoustic ratio**

**Tapiflex Excellence** (Acoustic)  
**0.08** mm / **19** dB\*

**Acczent Excellence** (Compact)  
**0.01** mm / **3** dB\*



**Traffic resistance**

**0.80** mm  
wearlayer on all sheet products

\*Resistance to indentation / sound impact reduction



**PROTECTWALL**  
 UNI - BRIGHT ICE BLUE 048  
 UNI - DARK GREY 041  
 TRANSITION - BLUE GREEN 066

**EXCELLENCE**  
 CUBIC - BRIGHT ICE BLUE 135  
 UNI - DARK GREY 916

# COMPLETE DEDICATION TO WELL-BEING

A pillar of Tarkett's sustainability strategy has always been designing and making products that contribute to the health and well-being of occupants.

In 2014, the company therefore decided to take the radical step of eliminating phthalates from its vinyl flooring production in Europe. We replaced it with phthalate-free plasticizers that are approved for food containers and toys for young children.

Today, with the launch of our 100% phthalate-free Excellence collection, we are proactively meeting consumer concerns. For creating healthy spaces where people live, work, play and learn, Tarkett is your partner.

 phthalate-free  
**100%**

## Completely Better Air Quality

People spend 90% of their time indoors, so good air quality is crucial. There are no phthalates in the Excellence collection and very low levels of volatile organic compounds (VOCs).

VOCs **10** µg/m<sup>3</sup>  
 over 100 times lower than the EU standard EN-ISO 16000

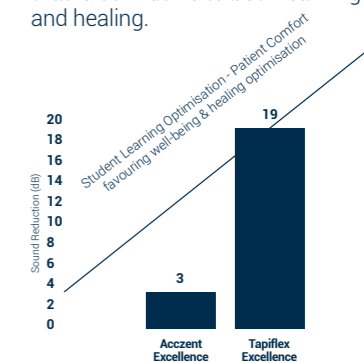
## Completely Comfortable Walking

Tarkett turns its expertise in shock absorption, usually found in sports flooring, to building occupants. Children experience greater comfort while playing on the floor, and any unfortunate falls by the elderly are cushioned.



## Complete Attention to In-Room Noise

Tarkett acoustic flooring dampens noise, creating a quieter environment that is conducive to both learning and healing.





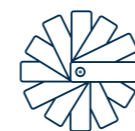


**PROTECTWALL**  
 UNI - GREEN CELADON - 038  
 CONCRETE - COOL GREY - 058  
 BRUSHED METAL - SILVER 054

**EXCELLENCE**  
 FACET - WATER 115  
 UNI - INTENSE WATER 936  
 OAK TREE - GREY 202  
 ALLOVER WOOD - WHITE 714

# TOTAL DESIGN FREEDOM

Tarkett's Excellence collection provides a multitude of choices that meet current design trends and complement your requirements.



## Total Inspiration

The largest selection of colours and designs on the market. Play with novel ideas.

**250+**  
flooring options

**80%**  
new patterns



## Total Wood Realism

Unique multicolour welding rods for all wood decor give the most realistic and seamless look when installed.

Uni-coloured welding rod



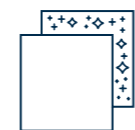
Multi-coloured welding rod



## Total Harmonisation

Tarkett's Excellence range has been designed to harmonise with three ranges:

### ProtectWALL, Accent and accessory collections



## Total Matte Effect

A high matte finish softens light reflected off flooring for additional occupant comfort and a more realistic look.

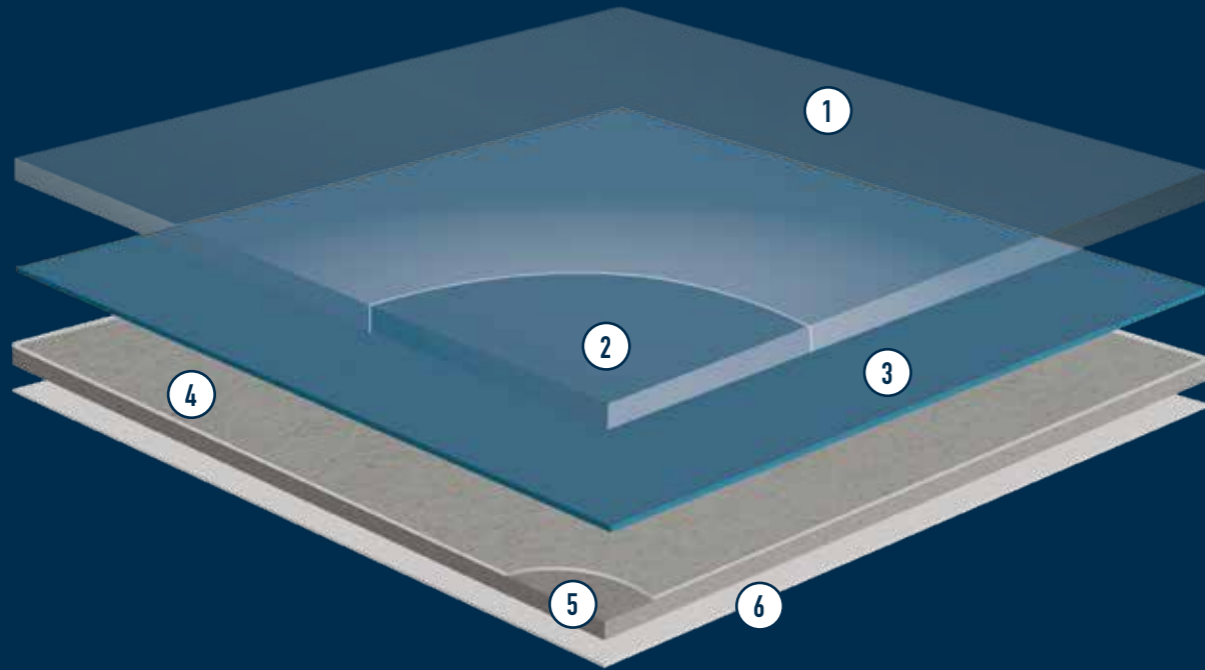
**100%** matte finish

## Space through Light and Harmony

Energising and stimulating, light plays a major role in any space. Three types of light, beneficial, natural and smart, inspired our Excellence collection. In any space, generate wellness and warmth, revitalise and infuse energy, and encourage interaction and connection. Play with a myriad of colours, patterns and textures to create unique spaces and enhance well-being.



# A CONCENTRATION OF TECHNOLOGY



**1**  
PUR treatment, a photo-reticulated coating, is highly resistant to abrasion and scratches

**3**  
High quality printed designs for a vast selection of colours and patterns

**5**  
Solid homogeneous calendered sheet made of recycled vinyl for resistance to indentation and tearing

**2**  
Pure PVC transparent wear layer – 0.80 mm on all profiles – for the best resistance to traffic and wear

**4**  
High density glass fibre non-woven reinforcement for high dimensional stability and resistance to furniture

**6**  
The Tapiflex version has high-density closed-cell foam backing for sound reduction, higher rollability and underfoot comfort

# ENGINEERED FOR DURABLE RESISTANCE

Our Excellence collection is built to withstand daily wear in all areas while also lowering the overall life-cycle cost and maintaining the floor's freshly installed appearance for longer.



**Durable Wear on All Products**



**Durable Rolling Capability**

Less force is required and it is easier to push trolleys and medical beds\*.

\*internal testing

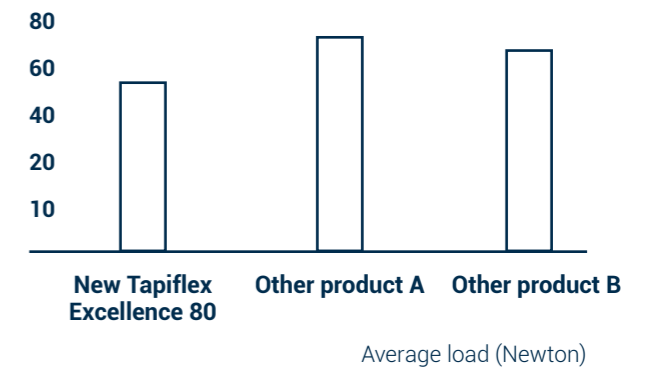
**0.80 mm**

on both acoustic (Tapiflex) & compact (Acczent) options

I performance, ask about our compact 1mm wear layer compact acoustic flooring.

**29%** improved rollability on compact & acoustic profiles

(vs. former range)



**Durable Resistance to Indentation**

Each layer is coated onto the previous one, creating a fused product highly resistant to the wear and tear of daily life. The flooring is impervious to indentation and tearing.

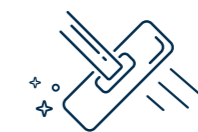
Tapiflex

**0.08 mm**

Resistance to indentation (best measured value)

Acczent

**0.01 mm**



**Minimal Maintenance**

Resisting stains in numerous environments, floors can be cleaned using a little water and neutral detergents to maintain cleanliness between mechanical buffings.

Up to **25%** reduction in the cost of maintenance and cleaning\*

\*Refer to Tarkett Life Cycle Cost (LCC) software



**PROTECTWALL**  
 BRUSHED METAL - COPPER 052  
 TISSE - GREY BEIGE 057  
 UNI - DARK AQUA 135

**EXCELLENCE**  
 OAK LONGSTRIPE - NATURAL 002  
 UNI - INTENSE WATER 936  
 UNI - INTENSE PETROL 935

## A FULL SOLUTION FOR ALL SPACES

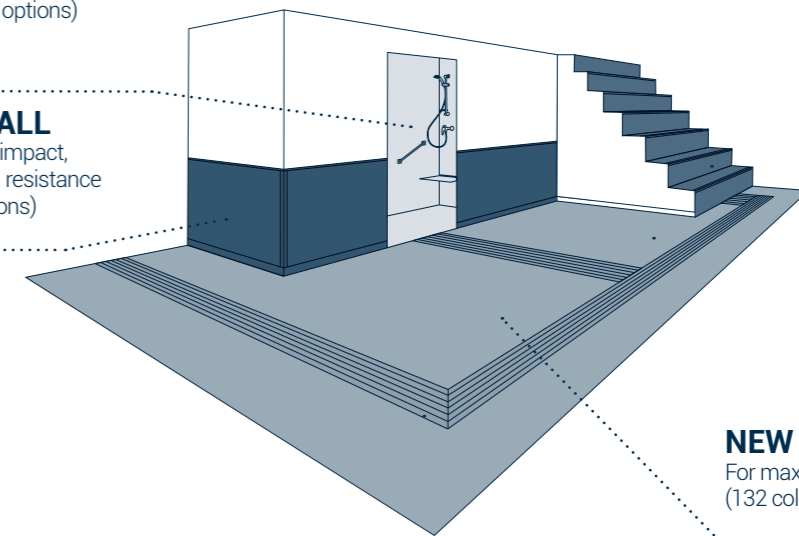
The Excellence collection has been designed to harmonise with ProtectWALL, Acczent & Tapiflex. We have taken this a step further; patterns that are identical across the range have been developed to help your architectural project benefit from a coordinated design across all areas. Install the full solution!

### Wetroom Concept


For a watertight design solution  
 (Floor: 89 colour options  
 Wall: 77 colour options)

### ProtectWALL

For maximum impact,  
 stain & scratch resistance  
 (50 colour options)



**NEW Excellence**  
 For maximum design possibilities  
 (132 colour options)





### Individualised designs with Floorcraft service

For your projects requiring individually customised designs with logos, brand colours or other visual elements, Tarkett Floorcraft offers unique bespoke designs created by our **FLOORCRAFT design service using sonic cut**. Designs can be tailored to the aesthetic and commercial requirements and shape of any floor area. Floorcraft designs are assembled in the factory and delivered to the site. Detailed layout plans make it fast and simple to install.

For more information: [professionals.tarkett.com/content/floorcraft-design-service](https://professionals.tarkett.com/content/floorcraft-design-service)



# WHATEVER YOUR NEED, WE HAVE IT COVERED

From your specific needs based on building constraints, optimal budget management and design customisation to jobsite waste management, Tarkett accompanies you throughout your design and building process.

### Product options

In addition to our standard, permanently available collection, we offer further options to meet specific requirements. All products can be produced with a selection of colours in the full Excellence range as a special arrangement. See conditions below.

### Post-Installation Clean-up

Get flooring offcuts collected and recycled with Tarkett's comprehensive ReStart programme.

- Job site waste is reduced.
- Job site waste management is optimised.
- Guaranteed traceability of collected off-cuts.
- Sustainable development is integrated, anticipating European regulation requirements.



### Reducing the Cost of Flooring during its Full Lifespan

Your project's global budget dedicated to flooring includes not only purchase and installation but must also cover cleaning and maintenance operations performed on the floor during its lifespan.

Tarkett's highly resistant surface treatment, TopClean XP – no polish and no wax for life – facilitates and shortens cleaning operations and lowers consumption of chemicals, water and electricity, generating significant savings and limiting environmental impact at the same time.

Your Tarkett contact is at your disposal to help you complete a Life Cycle Cost estimate for your facility or project.

### LCC Calculation

Purchase & installation    Cleaning & maintenance

**8% of total flooring cost\***

**92% of total flooring cost\***

\*average

# DESIGNING AN ENVIRONMENT FOR AGEING WELL

We are living longer thanks to advances in the healthcare segment. But with ageing come declining faculties and specific challenges. Dementia may cause further complications.

People with dementia typically experience memory problems, have difficulty processing information and are less able to communicate. The condition also impacts their perception of their surroundings, leaving them unable to relate what they see to physical reality or to perceive objects in three dimensions. These difficulties can generate stress and anxiety. It is therefore important to design aged care facilities with dementia in mind.

“A good floor space for older people, and particularly those with dementia, allows and encourages activities, involvement, loyalty, comfort and ultimately identity in a positive way. People with dementia need to feel that every detail is designed to generate well-being. The floor is key to the environment.”

Prof. Dipl.-Ing. Rudolf Schrickler, President BDIA



SERENE OAK  
DARK BROWN - 512

PROTECTWALL  
BRIGHT ICE BLUE - 048




## USE THE RIGHT PATTERN TO CREATE A HOME LIKE FEELING

Comfort is the key word when welcoming a person into their new home. Familiar designs with subtle patterns or textures will contribute to avoiding an institutional feeling. Particular attention should be paid to the choice of designs. Avoid busy patterns which may be misinterpreted and can cause anxiety for people living with dementia.



### USE Plain patterns, material effects with subtle pattern



Tissage-Soft Grey  
25128 127



Twine-Indigo  
25128 140



Serene Oak-Warm Brown  
25204 511



Fiber Wood-Natural  
25128 303



### CHOOSE Calm and subtle patterns

Tarkett specially developed wood patterns, without knots, in line with dementia guidelines.



Serene Oak-Medium Grey  
25204 508



Serene Oak-Brown Grey  
25204 509



Serene Oak-Red Brown  
25204 510



Serene Oak-Warm Brown  
25204 511



Serene Oak-Dark Brown  
25204 512




### AVOID busy patterns, dark colours and high-contrast designs



Terrazzo-Terracotta  
25128 104



Bubbles-Cold Mix  
25130 143



Facet-Black & White  
25128 118



Cubic-Bright Anis  
25130 164





## PROVIDE OPTIMUM CONTRAST TO FACILITATE VISUAL PERCEPTION

As the eye's lens gradually yellows with age, our colour perception is affected. We are less able to perceive contrast, colours become less vivid and more monochrome (red can start to look like pink) and we have trouble distinguishing shades of blue or green. Colour contrast is therefore key to providing visual clues for doors, handles, controls and furniture, thereby enabling people with poor sight to better make sense of their surroundings.

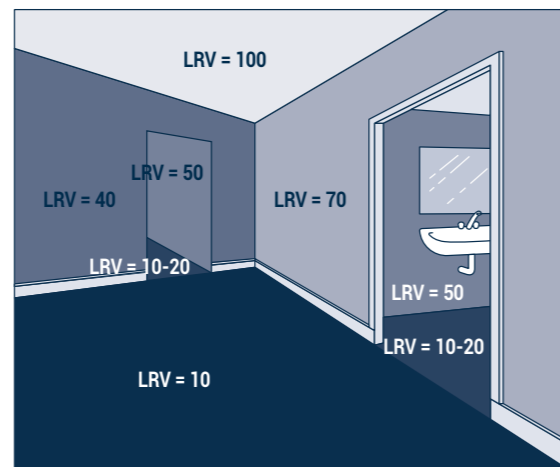
### Use Light Reflection Value (LRV) to create contrast

The light reflectance value is the total quantity of light reflected by a surface when illuminated by a light source. The LRV scale runs from 0, which is the darkest or least reflective, to 100, which is the lightest or most reflective. Taking LRV into account can help understand how much contrast is visible.

Use **strong contrast** between **floors and wall** and between **furniture and floors** to enhance visual perception:  
LRV difference > 30 points.

Use **low contrast** for a smooth transition **from bedroom to the wetroom and from bedroom to the corridor**.  
LRV difference < 10 points.

### Examples of Light Reflectance Values



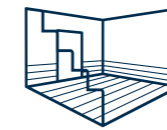
## CHECK OUR DEMENTIA FRIENDLY DESIGNS

Dementia friendly designs are qualified by their pattern and their light reflection value. As far as the pattern is concerned, our designs have been checked by the University of Stirling's Dementia Services Development Centre (DSDC) and rated 1a and 1b:

- 1a: Finishes within this rating are plain and can be used indiscriminately
- 1b: Finishes within this rating are semi-plain (minimal texture or fleck and / or minimum contrast between fleck / pattern, wood effect with no knots) and in general, can be used throughout.







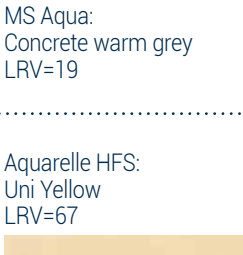

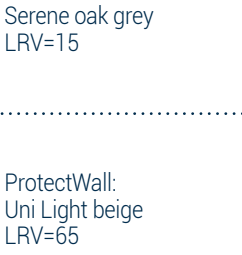


As far as LRV is concerned, our flooring designs present values between 10 and 40.

In the following collection pages, you will find "Dementia friendly" designs flagged with this logo. And for more information, please contact your local Tarkett sales rep.



## MAKE THE RIGHT COMBINATIONS

### Some examples

<b>Wall</b>		ProtectWall: Tissé Light aqua LRV=53	
	Aquarelle HFS: Stone light warm grey LRV = 74	ProtectWall: Tissé Fresh green LRV=61	
	MS Aqua: Concrete warm grey LRV=19	Excellence: Serene oak grey LRV=15	<b>Floor</b>
	WETROOM	Excellence: Uni Intense kaki LRV=25	
	BEDROOM	ProtectWall: Tissé Warm grey LRV=76	<b>Wall</b>
	BEDROOM	ProtectWall: Tisse Warm grey LRV=76	
	WETROOM	ProtectWall: Tisse Warm grey LRV=76	
	BEDROOM	Excellence: Serene oak red brown LRV=14	
	CORRIDOR	Excellence: Uni Intense terracotta LRV=23	<b>Floor</b>
	BEDROOM	Excellence: Serene oak red brown LRV=14	

# THE EXCELLENCE COLLECTION




UNI intense plum 25131937



FACET prune 25128121

All decors are also available in acoustic



FLOCONS² red 25128169



UNI bright red 25131928




FUSION LINES bright violet 25130177



TISSAGE soft pink 25128135



BUBBLES warm mix 25130142



UNI bright pink 25131927




DIAMOND orange 25128122




TISSAGE soft orange 25128132



MATRIX² bright orange 25131188



UNI bright orange 25131929



UNI intense terracotta 25131942



FACET orange 25128112



FUSION LINES bright orange 25130178



CUBIC bright orange 25130162



FACET yellow 25128113



MATRIX² bright yellow 25131187



TISSAGE soft yellow 25128133



UNI bright yellow 25131930



CUBIC bright yellow 25130163



FACET anis 25128114



MATRIX² bright anis 25131186



UNI bright anis 25131931



ORIGAMI NUMBERS anis 25130179



CUBIC bright anis 25130164



DIGITAL WAVE grey anis 25130184




TISSAGE soft light green 25128131



FUSION LINES intense olive 25130175



UNI intense olive 25131938



BUBBLES cold mix 25130143



UNI intense kaki 25131934



CARPET intense olive 25128106

Printed version of colours may vary in shade from the original product and scale is approximate in order to give the best rendering of the overall structural effect of the pattern.


Printed version of colours may vary in shade from the original product and scale is approximate in order to give the best rendering of the overall structural effect of the pattern.



All decors are also available in acoustic



DIAMOND blue green 25128124




FUSION LINES turquoise 25130176



MATRIX² bright turquoise 25131185



UNI bright ice blue 25131932




FACET water 25128115



TWINE turquoise 25128139



TISSAGE soft water 25128134



UNI intense petrol 25131935




UNI bright dark turquoise 25131933



CUBIC bright ice blue 25130165



CUBIC intense petrole 25130166



UNI intense water 25131936



FUSION LINES intense petrol 25130174



UNI bright turquoise 25131926



DIGITAL WAVE grey ice blue 25130182




FLOCONS² rainbow 25128170




FACET blue 25128120



TWINE indigo 25128140



FACET black & white 25128118



UNI white 25131940



ENCRYPTION black & white 25128189



UNI bright extreme blue 25131941



DIAMOND blue 25128123



UNI intense jean 25131943



ALLOVER WOOD white 25129714



UNI black 25131939



CARPET intense jean 25128107



TISSAGE soft light blue 25128130



ALLOVER WOOD black 25129713



FUSION LINES dark grey 25130172



FACET mid grey 25128116

Printed version of colours may vary in shade from the original product and scale is approximate in order to give the best rendering of the overall structural effect of the pattern.

Printed version of colours may vary in shade from the original product and scale is approximate in order to give the best rendering of the overall structural effect of the pattern.

All decors are also available in acoustic



FUSION LINES phospho 25130171



FACET fonte 25128117



ORIGAMI NUMBERS dark grey 25130181



ORIGAMI NUMBERS light grey 25130180



DIGITAL WAVE grey 25130183



UNI dark grey 25131916



UNI medium grey 25131917



MATRIX² graphite 25131000



UNI warm grey 25131925



CONCRETE steel blue 25128507




MATRIX² phospho 25131101



ESQUISSE dark grey 25128015



ESQUISSE medium grey 25128014



CONCRETE dark grey 25128501



MATRIX² dark grey 25131019




TWINE dark grey 25128138

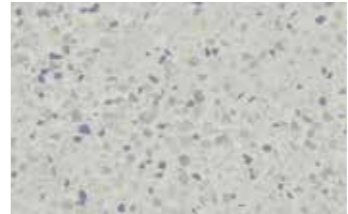


DIAMOND grey 25128125


Printed version of colours may vary in shade from the original product and scale is approximate in order to give the best rendering of the overall structural effect of the pattern.



BRUSHED ALU grey 25130100




TERRAZZO blue 25128105



STEEL grey 25128601




GRANITO cool grey 25128111



TISSAGE soft grey 25128127



SCANDINAVIAN OAK medium grey 25129401



TAPPED METAL grey 25128126




SCANDINAVIAN OAK dark grey 25129400



CONCRETE cool grey 25128500



CARPET white grey 25128108




TERRAZZO green 25128103



GRANITO warm grey 25128110



SERENE OAK medium grey 25119508



CONCRETE chalk 25128502



SCANDINAVIAN OAK light beige 25129402



ESQUISSE light grey 25128013



OAK TREE grey 25129202



SERENE OAK brown grey 25119509

Printed version of colours may vary in shade from the original product and scale is approximate in order to give the best rendering of the overall structural effect of the pattern.





CONCRETE warm grey 25128504



ALLOVER WOOD grege 25129711

All decors are also available in acoustic



FIBER WOOD grege 25128302




BRUSHED OAK light 25127027



FACET beige 25128119



FUSION LINES beige 25130173



ESQUISSE light chocolate 25128017



SERENE OAK dark brown 25119512




LONG MODERN OAK white 25129005



CUBIC dark beige 25130167



UNI dark beige 25131918



LONG MODERN OAK grege 25129008



TISSAGE soft grege 25128128



SCANDINAVIAN OAK medium beige 25129403



BRUSHED OAK medium 25127026



CONCRETE grey beige 25128503



ESQUISSE grey beige 25128012



TISSAGE soft beige 25128129



BEECH LONGSTRIPE light 25127102



SERENE OAK warm brown 25119511



OAK LONGSTRIPE natural 25127002



TRIANGLE WOOD chalk 25128136



WASHED OAK white 25127817



TERRAZZO terracotta 25128104



GRANITO light beige 25128109



OAK TREE beige 25129200



MODERN MAPLE maple 25128141



TRIANGLE WOOD natural 25128137



LONG MODERN OAK natural 25129010



FIBER WOOD natural 25128303



OAK LONGSTRIPE light 25127001



WASHED OAK natural 25127818



SERENE OAK red brown 25119510

# INSTALLING FLOORING TO ENSURE LONG LIFE

Tarkett has a wide variety of techniques and tips to ensure perfect installation and keep your flooring in good condition for years to come.

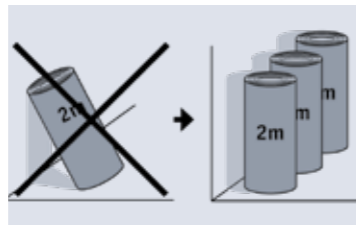
## STEPS IN INSTALLING

### 1. Subfloor control



- The subfloor must be sound, hard, flat, clean and free from all types of marks, debris & residues, and not exposed to humidity.
- Absorbency must be checked and when needed, treated with a primer to have moderately absorbent subfloor.
- Refer to local standards for detailed rules and control methods.
- Stop underfloor heating for minimum 48h before installation and maintain the temperature in the room with an alternative heating source.

### 2. Before installation



- Store 2m large rolls vertically in storage area. Larger rolls should be stored horizontally.
- Let the flooring acclimatize at least 24h before laying and cut sheets should be relaxed another 24h, both at room temperature.
- Define your layout to ensure whenever possible that joins do not coincide with doorways and main traffic lanes.
- If the room is square, the sheets should run parallel to the incoming light. In long, narrow rooms the sheets can be installed along the length of the room.

### 3. Rolls installation



- Butt joint when edges are straight, if not, overlap the edges and trim the two sheets simultaneously (double cut method).
- Fold the first half of the sheets.
- Apply acrylic adhesive with a spatula (TKB A1 for compact, TKB A2 for acoustic) - refer to adhesive manufacturer's instruction for waiting time.
- Fold back the first half of the flooring into the adhesive and press.
- Repeat this operation on the other half
- Excess of material close to walls and obstacles can be trimmed/flushed (freehand cut).
- Use a heavy roller on the whole surface to ensure final bonding.

### 4. Hot welding



- Wait minimum 24h after installation.
- Hot weld with 4mm PVC welding rod: groove (2/3 of the compact layer) and weld at approx. 400°C with a hot speed nozzle.
- Trim the welding rod in 2 steps (immediately and after 5 minutes) with a Mozart knife.

### 5. After installation

- Clean working area from all adhesive marks, stains and dust.
- Prevent soiling by protecting the area.
- Open the area to normal traffic 48 hours after installation and move furnitures after 72 hours.

For more detailed explanations, or specific installation methods (cove forming, tiles installation, Acczent Unik loose-lay installation), please refer to full installation notice. Please contact your local representative for any questions. Tarkett accepts no liability for adhesives and levelling compounds used, including those recommended.

# A METHODOICAL APPROACH TO CLEANING

Tarkett's PUR surface treatment facilitates cleaning and decreases the need for water and solvents, reducing environmental impact. Regular and attentive cleaning maintains flooring in between periodic deep-clean buffing sessions.

## General Advice

- Clean the floorcovering regularly, as this is more cost-effective and hygienic than occasional heavy-duty cleaning.
- Black rubber wheels and rubber feet can discolour the floorcovering. All chair and table legs should have good quality floor protectors. Felt pads are not recommended in commercial interiors. Hard plastic is preferred.
- Install doormats at the entrance of the buildings to catch humidity, dirt, dust etc. They must be at least three strides long (approx. 1.5 m).
- Always follow manufacturers' recommendations (detergent, cleaning machine...).

SETTING IN TRAFFIC	ACTIONS	INSTRUCTIONS
	<b>1. Removing dust and gravel</b>	– Dry mopping. – Vacuum cleaning.
	<b>2. Cleaning</b>	– Mechanical cleaning with scrubbing machine – red pad, medium speed – and water vacuuming, or combined machine. – Use neutral detergent (pH 6/8) or alkaline detergent (pH 8/12) in case of heavy soiling. – If an alkaline detergent (pH 8/12) is used, the flooring should be rinsed with water and water vacuumed.
	<b>3. Stain removal</b>	– A detergent should be used to remove work-site stains (glue, paint...) according to the nature of the stain. – Do not use abrasive pads.
DAILY CLEANING	ACTIONS	INSTRUCTIONS
	<b>1. Removing dust and gravel</b>	– Dry mopping. – Vacuum cleaning.
	<b>2. Cleaning (if and where it's necessary)</b>	– With flat or micro fibre mop, impregnated or not. or – With a combined machine (red pad, medium speed). – Use neutral detergent (pH 6/8).
	<b>3. Stain removal</b>	– For stubborn stains on the floor, use an alkaline detergent (pH 9/10) dilution according manufacturer instruction, let it work during 1 minute and sweep with a white clean cloth.
PERIODICAL CLEANING	ACTIONS	INSTRUCTIONS
	<b>1. Light soiling</b>	– Machine cleaning: use a scrubbing machine fitted out with soft white brushes or red pads at medium speed – Use detergent neutral or alkaline (pH 7/9)
	<b>2. Heavy soiling</b>	– Apply a cleaning solution (pH 10-11, after dilution) to the flooring and allow to act for 5-10 min. – Machine cleaning: use a scrubbing machine fitted out with soft white brushes or red pads at medium speed. – Vacuum up the soiled water immediately. – Rinse with clean water and allow the floor to dry.
	<b>3. Stain removal</b>	– For stubborn stains on the floor, use an alkaline detergent (pH 9/10) dilution according manufacturer instruction, let it work during 1 minute and sweep with a white clean cloth.



# EXCELLENCE TENDER SPECIFICATIONS

## Tapiflex Excellence 80

The selected flooring similar to Tapiflex Excellence 80 belongs to the acoustic vinyl floors category under EN standard 649, available in 2m wide sheet with a Group T wear rating.

**The product formulation does not contain phthalate-based plasticizer.** It is built on a calendared backing layer made of recycled vinyl flooring material. It contains over 30% recycled material.

The product is built with a high density foam backing reinforced with glass fibre and a high quality printed design. The **wear layer of 0.80 mm** is reinforced with a UV photo-crosslinked polyurethane including particles of alumina TopClean XP™ treatment, which permanently suppresses any wax and regenerating polish spray maintenance operations.

It has an **acoustic performance of 19 dB and a static indentation resistance ≤ 0.10 mm.**

Its emission rate of volatile organic compounds in air is very low, measured after 28 days according to EN standard 16516. Close to zero emission (quantification limit), TVOC, TSVOC and formaldehyde emissions are below 10 µg/m³.

It is free of formaldehyde and is 100% REACH compliant.

It is 100% recyclable and installation off-cuts can be collected and recycled in new products through the Tarkett ReStart® programme.

Tapiflex Excellence comes with a 10 Year Warranty.

## Acczent Excellence 80

The selected flooring similar to Acczent Excellence 80 belongs to the compact vinyl floors category under ISO standard 10582, available in 2m wide sheet with a Type I binder content.

**The product formulation does not contain phthalate-based plasticizer.** It is built on a calendared backing layer made of recycled vinyl flooring material. It contains over 30% recycled material.

The wear layer of 0.80 mm is reinforced with a UV photo-crosslinked polyurethane including particles of alumina TopClean XP™ treatment, which permanently suppresses any wax and regenerating polish spray maintenance operations. It has a static indentation resistance ≤ 0.03 mm.

Its emission rate of volatile organic compounds in air is very low, measured after 28 days according to EN standard 16516. Close to zero emission (quantification limit), TVOC, TSVOC and formaldehyde emissions are below 10 µg/m³.

It is free of formaldehyde and is 100% REACH compliant.

It is 100% recyclable and installation off-cuts can be collected and recycled in new products through the Tarkett ReStart® programme.

Acczent Excellence comes with a 10 Year Warranty.

### More excellent reasons to choose Tarkett Excellence

- ✓ 100% Phthalate Free
- ✓ No formaldehyde
- ✓ 100% recyclable
- ✓ Test reports and certificates available upon request
- ✓ Optimal indoor air quality
- ✓ TVOC ≤ 10 µg/m³ after 28 days
- ✓ FloorScore® certified
- ✓ ISO 14001 certified production site
- ✓ REACH Compliant and CE Marking

### SPECIFICATION DATA

The Excellence range, with its 132 decors offers one of the most highly creative heavy-traffic heterogeneous vinyl solutions on the market. The range is 100% phthalate free and the VOC in air emission rate is very low; less than 10 µg/m³. The range includes acoustic solutions (19dB) and a compact option, all in 2m wide roll format with a 10 year product warranty.

TECHNICAL DATA	STANDARD	TAPIFLEX EXCELLENCE 80 (SHEET)	ACCZENT EXCELLENCE 80 (SHEET)
<b>CLASSIFICATION</b>			
Classification	EN 651	Heterogeneous Acoustic Vinyl	-
	EN ISO 10582	-	Heterogeneous Compact Vinyl
	EN ISO 10874	34	34-43
Wear group	EN 651	T	-
Wear layer binder content	EN ISO 10582	-	Type I
<b>TECHNICAL CHARACTERISTICS</b>			
Total thickness	EN ISO 24346	3.25 mm	2.00 mm
Total weight	EN ISO 23997	3250 g/m²	3100 g/m²
Wear layer thickness	EN ISO 24340	0.80 mm	0.80 mm
Form of delivery	EN ISO 24341 (rolls)	approx. 23 running metres x 200 cm	approx. 23 running metres x 200 cm
<b>PERFORMANCES FOR CE MARKING REQUIREMENTS (EN 14041)</b>			
Declaration of Performance	EN 14041	0120-0074-DoP-2017-12	0120-0004-DoP-2013-04
Reaction to fire	AS/ISO 9239.1	Critical Radiant Flux 7.1kW/m2 Smoke 236 %,minutes	Critical Radiant Flux 6.7kW/m2 Smoke 193 %,minutes
Electrostatic properties	EN 1815	≤ 2.0 kV	≤ 2.0 kV
Thermal resistance	EN ISO 10456	0.04 m² K/W	0.02 m² K/W
Slip resistance	EN 13893	≥ 0.3	≥ 0.3
<b>TECHNICAL PERFORMANCES</b>			
Residual indentation	EN ISO 24343-1	Required value: ≤ 0.20 mm Best measured value*: 0.08 mm Average measured value*: 0.10 mm	Required value: ≤ 0.10 mm Best measured value*: 0.01 mm Average measured value*: 0.03 mm
Impact sound reduction	NF EN ISO 717 / 2	ΔL <sub>w</sub> = 19 dB	ΔL <sub>w</sub> = 3 dB
Acoustical improvement	NF S31-074	L <sub>w,eq</sub> < 65 dB - Class A	L <sub>w,eq</sub> < 85 dB - Class C
Slip resistance <sup>(1)</sup>	AS 4586-2013 DIN 51130	R9/R10 Woods** P3 all designs	R9/R10 Woods** P3 all designs
Furniture leg	EN 424	No damage	No damage
Castor chair	ISO 4918	No damage	No damage
Curly resultant to heat	EN ISO 23999	≤  8  mm	≤  8  mm
Light fastness	EN ISO 105-B02	≥ 6	≥ 6
Dimensional stability	EN ISO 23999	< 0.10%	< 0.10%
Chemical resistance	EN ISO 26987	Not affected	Not affected
Underfloor heating		Suitable	Suitable
<b>ENVIRONMENTAL PERFORMANCES</b>			
Total VOC emissions	ISO 16000-9	≤ 10 µg/m³ (after 28 days)	≤ 10 µg/m³ (after 28 days)
Formaldehyde	ISO 16000-3	< 10 µg/m³ (after 28 days)	< 10 µg/m³ (after 28 days)
<b>COLOURS</b>			
		132	132

The above information is subject to modification for the benefit of further improvement. (12/18).

Tarkett's instructions regarding installation, cleaning and maintenance should be observed. Please contact Tarkett at the address shown for these instructions.



\*For information - not binding. \*\*Long Modern Oak, Oak Tree, Scandinavian Oak.  
<sup>(1)</sup>Please note that slip resistance may be impacted by usage and cleaning operations.  
 According to the European Regulation N° 305/2011 for CE Marking, the Declarations of Performance are available on our website [www.tarkett.com.au](http://www.tarkett.com.au)



Disclaimer : Please note that products in photos are installed for creative purposes and not according to technical specifications. Please refer to Tarkett installation instructions for guidance.

